

Prevent Harmful Licking!

Learn how to use your pet's restrictive device

©2023 ASPCA. All rights reserved.




Snug but not too tight
(room for 2 fingers).

Get the Right Fit



Attach your pet's
collar (or gauze)
to the loops in
the cone.



About 2 inches
from the nose to
edge of the cone.



from Litterboxes



7-10 Days


Keep the cone on at all times
for 7-10 days. Even a little
licking can cause problems.

(Keep cats inside during this time.)

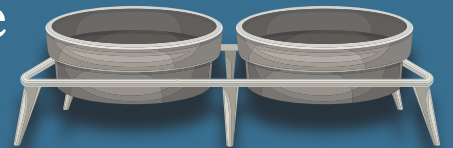
Keep it Clean

Use soap & water. Dry completely
before putting back on ASAP!

(Watch your pet doesn't use this time to lick!)




Elevate Food Bowls



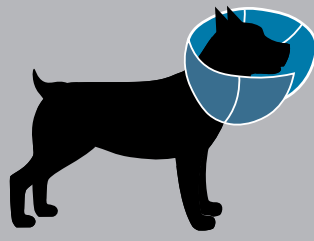
To help with eating.

Match the Product With Your Pet's Needs


(Available at pet supply stores.)




Hard cone



Soft cone



Donut



Onesie